

Where shall we explore in Harlow Carr Garden?

These notes are for primary teachers to help you decide what you'd like your students to see and do in the Garden during your self-guided time.




Please remember you will be required to consider your own dynamic risk assessments on the day and prioritise these judgements ahead of our suggestions.







How to use this guide

- ☐ Decide on a focus to fit the season
- ☐ Check you have time to walk there and back
- ☐ Use the map symbols to help navigate



FOCUS	APPROX WALKING TIME FROM LEARNING CENTRE	SUGGESTED ACTIVITIES EN ROUTE (Remember, these will add to your walking time)
A short general wellbeing wander to Logness Monster play area	10 minutes 	<p>Turn left out of the Learning Centre and go through the Teaching Garden to look at the pond. Can you see any bugs living in it? Smell the herbs in this garden too – which is your favourite?</p> <p>Pass The Lodge and go over the Queen Mother's Lake via Thaliana Bridge. Have a rest on the 'ribbon' bench to spot the reflections in the water and listen to the sounds. Continue along the path at the bottom of Southfield to the Logness Monster.</p>
A longer general wellbeing wander to Spider's Nest Play Area and Craggle Top Tree House	15 minutes 	<p>Several routes but easiest is to turn right out of the Learning Centre until you're at the pond in front of Betty's Café. Turn left and go over the bridge, stopping to listen to the trickling water, and then up onto the woodland path where you can admire the snow drops at the start of the year, the rhododendrons in the spring and the beech trees all through the year. Can you see any leaves shaped like a heart? Turn right keeping a look out for the troll hiding near the bridge. Continue along the path pausing at the crossroads to see the views of the main borders and the Doric columns. Can you see the stone lions? Go straight on and then round to the left to the play areas.</p>
A route that's all about the plants	15 minutes 	<p>Turn right out of the Learning Centre until you're at the pond in front of Betty's Café. Can you see some stripy stems in the water? This plant is called horsetail and each band is a very small leaf. Are there any animals visiting the pond? Walk along the main path, past the entrance steps, to the main flower borders. How many different colours can you see? Are any insect pollinators visiting the flowers? Carry on the main path towards the Limestone Rock Garden to get a close up look of the plants that usually grow up in the mountains. Then enter the sub-tropicana garden to pretend you're on a jungle expedition. Can you find a banana tree and a tree fern?</p>

FOCUS	APPROX WALKING TIME FROM LEARNING CENTRE	SUGGESTED ACTIVITIES EN ROUTE (Remember, these will add to your walking time)
The place to be inspired to grow your own fantastic food at school	10 minutes  → 	Turn right out of the Learning Centre and walk along the main path, past the main entrance steps, until you get to the Kitchen Garden. What fruit and vegetables are growing? Which parts of the plant do you eat? Which are your favourites?
A route to search for who lives in our garden habitats	20 minutes  → 	Turn right out of the Learning Centre until you're at the pond in front of Betty's Café and then go left walking towards the bridge over the stream. You can see tadpoles wiggling in the water in the spring; dragonflies and damselflies whizzing past in the summer; and sometimes ducks at any time of the year. Stop to look for spiders' webs in between the stones. Have any spiders caught their dinner in their web? Turn right and walk along the streamside looking and listening for any insects visiting the flowers. Turn left at the Old Bath House to find the bird sound posts and visit the Bird Hide.
Quieter area of the garden - Arboretum	25 minutes	Follow the route above and then continue past the wildflower meadow into the arboretum to get in amongst the trees.
Places where nature can inspire you for your artwork	Anywhere in the garden! You can sketch and take photos as you move around. You can also have a go at natural sculpture and floor art with natural items you find on the ground; just remember not to pick any living plant parts.	
Maths & English opportunities	There's lots of places for numeracy and literacy in the garden! The woodland and arboretum are great for story-telling and looking at the fabulous unfurling ferns. The Main Borders offer a lovely space to gaze at the flowers and create a poem or why not try measuring the size of the raised beds in the Kitchen Garden. Can you come up with unusual ways to compare the lengths of different things e.g. how many star-shaped children in a line are needed to measure the path?	

Visitor emergency and contact number
01423 724681

