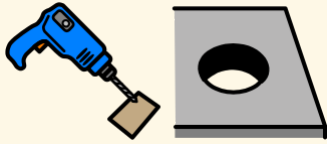


# Making a flower press




1



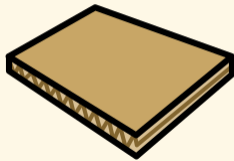
drill hole in each corner of wood

2




push bolt up through each hole

3



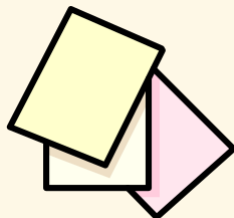
add layer of cardboard

4



add layer of newspaper

5



add layer of paper

6

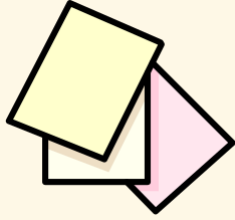


put flowers and leaves on paper

# Making a flower press




7



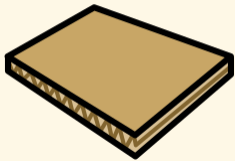
add layer of paper

8




add layer of newspaper

9



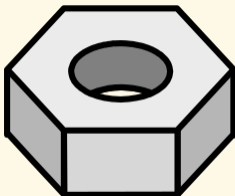
add layer of cardboard

10



put second piece of wood  
on top with bolts  
through holes

11



screw nut onto each  
bolt to secure

12



leave in warm, dry  
place